

July 2, 2013

---

# The Rise of Single Fathers

## A Ninefold Increase Since 1960

---

FOR FURTHER INFORMATION, CONTACT

Pew Research Center  
1615 L St., N.W., Suite 700  
Washington, D.C. 20036

Media Inquiries:  
202.419.4372  
[www.pewresearch.org](http://www.pewresearch.org)

---

## About the Pew Research Center's Social & Demographic Trends Project

[Pew Research Center](#) is a nonpartisan source of data analysis. It does not take advocacy positions. Its Social & Demographic Trends project studies behaviors and attitudes of Americans in key realms of their lives, including family, community, finance, work and identity. All of the Social & Demographic Trends project reports are available at [www.pewsocialtrends.org](http://www.pewsocialtrends.org). Pew Research Center is a subsidiary of The Pew Charitable Trusts.

The staff of the Pew Research Center's Social & Demographic Trends project is:

*Paul Taylor, Director*

*Kim Parker, Associate Director*

*Richard Fry, Senior Research Associate*

*Gretchen Livingston, Senior Researcher*

*D'Vera Cohn, Senior Writer*

*Rich Morin, Senior Editor*

*Wendy Wang, Research Associate*

*Anna Brown, Research Assistant*

*Eileen Patten, Research Assistant*

*Mary Seaborn, Administrative Manager*

# The Rise of Single Fathers

## A Ninefold Increase Since 1960

By Gretchen Livingston

A record 8% of households with minor children in the United States are headed by a single father, up from just over 1% in 1960, according to a Pew Research Center analysis of Decennial Census and American Community Survey data.

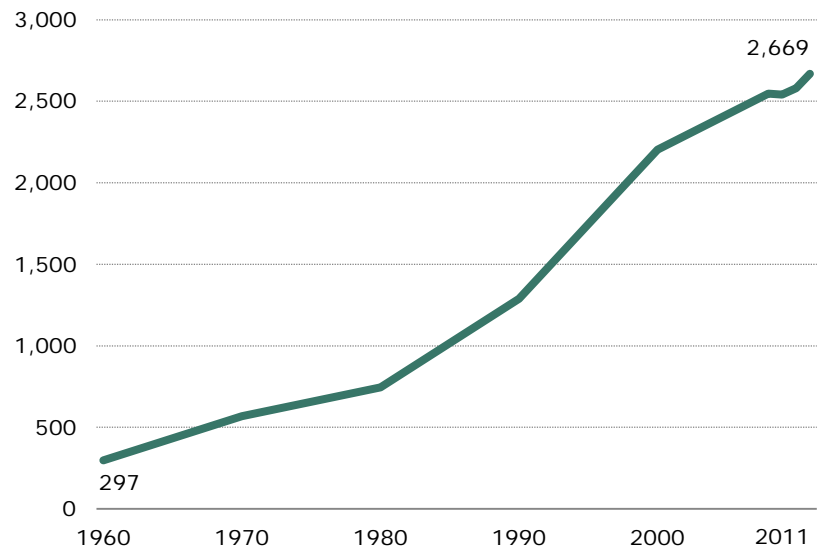
The number of single father households has increased about ninefold since 1960, from less than 300,000 to more than 2.6 million in 2011.<sup>1</sup> In comparison, the number of single mother households increased more than fourfold during that time period, up to 8.6 million in 2011, from 1.9 million in 1960.

As a result, men make up a growing share of single parent householders.<sup>2</sup> In 1960, about 14% of single parent households were headed by fathers, today almost one-quarter (24%) are.

There are some notable differences between single mothers and single fathers. Single fathers are more likely than single mothers to be living with a cohabiting partner (41% versus 16%). Single fathers, on

### Rising Number of Single Father Households, 1960-2011

*In thousands*



Notes: Based on household heads ages 15 and older who have children younger than 18 in the household. Fathers who are married but their spouse is absent and those who are cohabiting with a non-marital partner are classified as single fathers.

Source: Pew Research analysis of Decennial Census and American Community Survey (IPUMS)

PEW RESEARCH CENTER

<sup>1</sup> Single fathers include those fathers who report that their minor child has been living or staying with them for at least two months. Single fathers living apart from their children are not included here; see "[A Tale of Two Fathers](#)" for a comparison of resident and non-coresident fathers.

<sup>2</sup> It is not possible to determine if these single fathers have full-time or part-time custody of their children using Census or American Community Survey data.

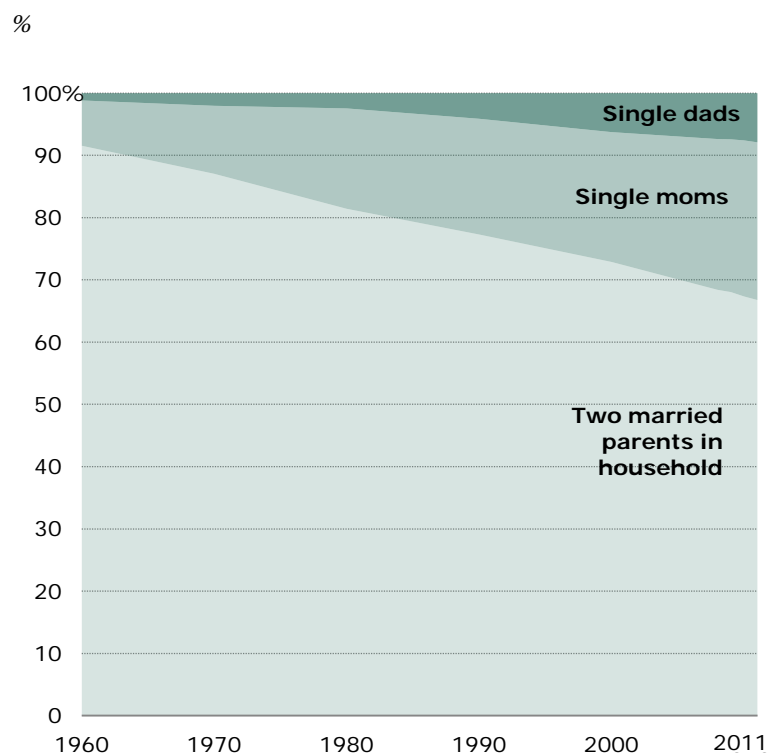
average, have higher incomes than single mothers and are far less likely to be living at or below the poverty line—24% versus 43%. Single fathers are also somewhat less educated than single mothers, older and more likely to be white.

Compared with fathers heading households with two married parents, single dads are younger, less educated, less financially well-off and less likely to be white.

In this report, fathers include those men who are ages 15 or older, who are the head of their household, and who report living with their own minor children (biological children, step-children or adopted children). Fathers who are living in a household headed by someone else are excluded from the analysis, as are fathers whose children are not living with them.

The term ‘single father’ includes men in a variety of family circumstances. About half (52%) are separated, divorced, widowed or never married and are living without a cohabiting partner; some (41%) are living with a non-marital partner; and a small share (7%) are married but living apart from their spouse.<sup>3</sup>

### Types of Living Arrangements in Households with Children under 18, 1960-2011



Notes: Based on household heads ages 15 and older who have children younger than 18 in the household. Single parents include those who are married but their spouse is absent and those who are cohabiting with a non-marital partner. Some married two-parent households include a step-parent.

Source: Pew Research analysis of Decennial Census and American Community Survey (IPUMS)

PEW RESEARCH CENTER

<sup>3</sup> This is the case for fathers with same-sex and opposite-sex partners. In some cases, a non-marital partner may also be a biological or adoptive parent of the minor child in the household.

Cohabiting single fathers are particularly disadvantaged on most socio-economic indicators. They are younger, less educated and more likely to be living in poverty than are fathers who are raising children without a spouse or partner in the household.

Overall, two-thirds (67%) of households with children are headed by two married parents; in 1960, this share was 92%.<sup>4</sup>

The increase in single father households is likely due to a number of factors, most of which have also contributed to the increase in single mother households, and to the decline of two-married-parent households.

First and foremost, there has been [a marked increase in the share of non-marital births](#). And even though [divorce rates](#) have leveled off in recent decades, they remain higher than they were in the 1960s and 1970s. Some experts suggest that [changes in the legal system](#) have led to more opportunities for fathers to gain at least partial custody of children in the event of a breakup, as well.

At the same time, the role of fathers has evolved, and the public now acknowledges their importance not only as breadwinners, but also as caregivers. Analysis of long-term [time use data](#) shows that fathers are narrowing the still sizable gap with mothers in the amount of time they spend with their children. And Pew Research surveys find that the public believes that a [father's greatest role is to](#) provide values to his children, followed by emotional support, discipline and income support. Public opinion ascribes roughly the same hierarchy of roles to mothers.

### Profile of Single Father Householders

Like single mothers, single fathers are typically less educated and less well-off than their married counterparts. They are also younger and less likely to be white. However, single father householders differ from single mother householders on several indicators. Most notably, households headed by single fathers appear to be much better off financially when compared with those headed by single mothers.

Single fathers are younger than married fathers, but older than single mothers. While just 8% of married fathers are younger than 30, this share is 18% for single fathers and 23% for single

---

<sup>4</sup> Some married two-parent households include a step-parent.

mothers. And at the other end of the age spectrum, fully 47% of single fathers are 40 years or older. This is the case for just 38% of single mothers and fully 59% of married fathers.

Single father householders are more likely to be white than single mother householders, but less likely to be white than married father householders. Just over half (56%) of single fathers are white, as are 45% of single mothers and two-thirds (66%) of married fathers. Single fathers are much less likely to be black—15% are—as compared with single mothers (28%), but more likely to be black than fathers in married two-parent households (7%). The share of single fathers that is Hispanic is close to the share among single mothers (24% and 22%, respectively), but is higher than the share among married fathers (17%).

### How Single Fathers Compare with Single Mothers and with Fathers in Two-Parent Households, 2011

%	Single fathers	Single mothers	Fathers living with spouse
15-29	18	23	8
30-39	34	39	34
40-49	32	30	41
50+	15	8	18
White	56	45	66
Black	15	28	7
Hispanic	24	22	17
Less than high school	19	15	10
High school diploma	32	26	21
Some college	32	40	28
Bachelor's degree or more	17	18	40
Living at or below poverty level	24	43	8
Median adjusted annual household income	\$40,000	\$26,000	\$70,000

Notes: Based on household heads ages 15 and older who have children younger than 18 in the household. Those who are married but their spouse is absent and those who are cohabiting with a non-marital partner are classified as single parents. Fathers living with spouse may be living with a spouse who is the minor child's step-parent. White and black includes only non-Hispanics. Hispanics can be of any race. Other racial and ethnic groups not shown. Income adjusted to account for economies of scale, and standardized to three-person household.

Source: Pew Research analysis of Decennial Census and American Community Survey (IPUMS)

PEW RESEARCH CENTER

The educational attainment of single father householders is markedly lower than that of married father householders. About one-fifth (19%) of single dads lack a high school diploma, while just 10% of married fathers lack one. Among single mothers, this share is 15%. Equally dramatic differences emerge at the other end of the education spectrum; just 17% of single fathers (and 18% of single mothers) have a bachelor's degree, compared with 40% of married fathers.

In terms of household financial status, single fathers are much better off than single mothers, and much worse off than married fathers. Median adjusted annual income<sup>5</sup> for a single dad household of three is about \$40,000—a far cry from the \$70,000 median among households headed by married fathers, but much higher than that of households headed by single mothers, where the median adjusted annual income for a three-person household is only \$26,000.

The same pattern is reflected in poverty status across these household types. Almost one-fourth (24%) of single father households are living at or below the poverty level, compared with just 8% of married father households and fully 43% of single mother households.

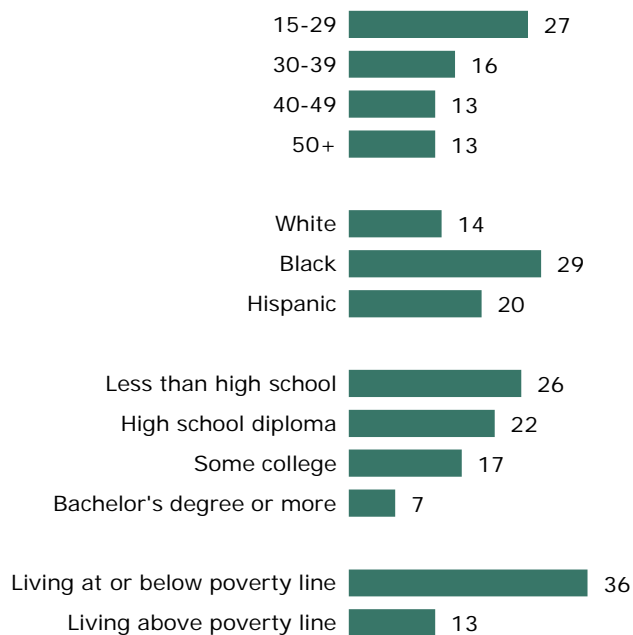
### Single Fathers are Younger, Less Educated

Among household heads who are fathers, some are more likely to be single dads than others. Single fatherhood is generally more prevalent among younger, less educated, poorer and non-white fathers.

Some 27% of fathers under the age of 30 are single fathers, and most of these are cohabiting. The share of fathers that are single fathers declines markedly at older ages—16% of those ages 30-39 are single fathers, and 13% of those ages 40 or older are. While the bulk of single fathers among younger men are cohabiting, the reverse is true for fathers ages 40 and

### Which Dads are Most Likely to be Single?

Among household heads who are fathers, % who are single fathers



Notes: Based on household heads ages 15 and older who have children younger than 18 in the household. Fathers who are married but their spouse is absent, and those who are cohabiting with a non-marital partner are classified as single fathers. White and black includes only non-Hispanics. Hispanics can be of any race. Other racial and ethnic groups not shown.

Source: Pew Research analysis of Decennial Census and American Community Survey (IPUMS)

PEW RESEARCH CENTER

<sup>5</sup> Median household income is adjusted using an equivalence scale that corrects for economies of scale, and is then standardized to represent a three-person household. For more details, see [The Rising Age Gap in Economic Well-Being](#).

older—most of these single fathers have no spouse or partner in their household.

Black fathers are the most likely to be heads of single father households—29% are. This share drops to 20% among Hispanic fathers and just 14% among white fathers.

The prevalence of single fatherhood is closely linked to educational level; the more education a father has, the less likely he is to head a single father household. While about one-fourth (26%) of fathers lacking a high school diploma are single fathers, the share drops to 22% for fathers with a high school degree. Among dads with some college, 17% are single fathers, and just 7% of fathers with a bachelor's degree fall into this category.

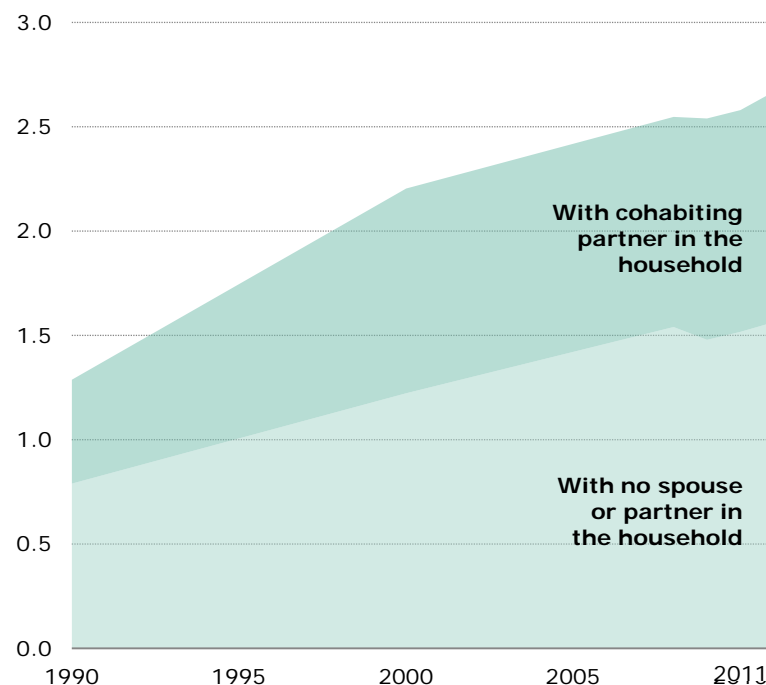
Poverty is also linked with single fatherhood: More than one-third (36%) of fathers who are living at or below the poverty line are single parents. This share drops to 13% for those living above the poverty line.

## DIFFERENT TYPES OF SINGLE DADS

Since 1990, the Census Bureau has collected data not only on the marital status of household heads, but also information regarding whether the head was living with a non-marital partner. This allows for a further differentiation of single fathers—those who have no spouse or partner living with them and those who are cohabiting.<sup>6</sup>

### Types of Single Fathers, 1990-2011

*In millions*



Notes: Based on household heads ages 15 and older who have children younger than 18 in the household. Fathers who are married but their spouse is absent are counted as 'with no spouse or partner in the household'.

Source: Pew Research analysis of Decennial Census and American Community Survey (IPUMS)

PEW RESEARCH CENTER

<sup>6</sup> We can't know for certain whether the cohabiting partner is a biological or adoptive parent to children in the household. Single fathers who are married but not living with their spouse are classified as having no spouse or partner in the household.



About 59% fall into the first category; they have no spouse or partner in residence with them. In 1990, they numbered about 790,000 (61% of all single father households), and by 2011 that number had risen to almost 1.6 million. The remaining 41% of single father household heads are living with a partner. In 1990, about 498,000 single fathers were cohabiting (39% of single father households), and in 2011 that number had more than doubled to 1.1 million.

There are significant differences in the profiles of each of the single father groups. Most notably, those who are cohabiting are younger, less educated and less financially well-off than their counterparts who are not living with a spouse or partner.

Fully 30% of cohabiting single fathers are younger than 30, compared with only 10% of those who are not living with a spouse or partner. And while 60% of those living without a spouse or partner are 40 years or older, this share is only 30% among cohabiters.

In terms of racial and ethnic composition, cohabiting single dads are much less likely to be white and much more likely to be Hispanic. While 61% of single fathers living with no spouse or partner are white, this share is 49% for cohabiting single fathers. And 18% of fathers living with no spouse or partner are Hispanic, while fully one-third (33%) of cohabiting fathers are.

### Comparing Single Father Householders, 2011

%	Not living with spouse or partner	Living with partner
15-29	10	30
30-39	30	40
40-49	39	22
50+	20	7
White	61	49
Black	16	13
Hispanic	18	33
Less than high school	15	25
High school diploma	29	36
Some college	34	29
Bachelor's degree or more	22	10
Living at or below poverty level	21	30
Median adjusted annual household income	\$43,000	\$38,000

Notes: Based on household heads ages 15 and older who have children younger than 18 in the household. Fathers who are married but their spouse is absent are counted as 'not living with spouse or partner.' Fathers living with a partner may be living with a partner who is not the minor child's mother. White and black includes only non-Hispanics. Hispanics can be of any race. Other racial and ethnic groups not shown. Income adjusted to account for economies of scale, and standardized to a three-person household.

Source: Pew Research analysis of Decennial Census and American Community Survey (IPUMS)

PEW RESEARCH CENTER

One-fourth (25%) of cohabiting fathers lack a high school diploma, compared with 15% of fathers with no spouse or partner in the house. And while 22% of fathers with no spouse or partner have a bachelor's degree or more, the share of cohabiting fathers with this level of education is less than half that (10%). These educational differences likely reflect, in part, the relative youthfulness of cohabiters.

Age differences also contribute to the differences in financial well-being between the two groups. Median adjusted annual household income for cohabiting fathers is about \$38,000 (standardized to a three-person household). Among fathers living without a spouse or partner, the comparable median household income is a bit higher at \$43,000. The prevalence of poverty presents a more striking difference between the two groups—while 21% of fathers who are living without a spouse or partner are in poverty, this share rises to 30% for fathers who are living with a partner.